

Garden Furnishings
Fences ~ Gates ~ Planters
Treillage ~ Arbors ~ Pergolas



Brattle Works has been hand crafting traditional garden fences, picket fences, garden arbors, gates, pergolas, trellis, privacy lattices, and planter boxes throughout America's homes and gardens since 1987. We also specializes in custom orders and replicas of heritage pieces. All Brattle Works products are made from high quality western red cedar so that our products will stand up against the weather and stay beautiful longer.

Need Project Design Help, Materials List, or a Quote?

Once you have determined the style of Arbor, Pergola, Gate, or Fencing that meets your needs, our sales associates will be happy to assist you with your project design details. When contacting us, you should have overall measurements of your project and we can assist with details such as heights, widths, or lengths and ordering quantities.

A list of various sections

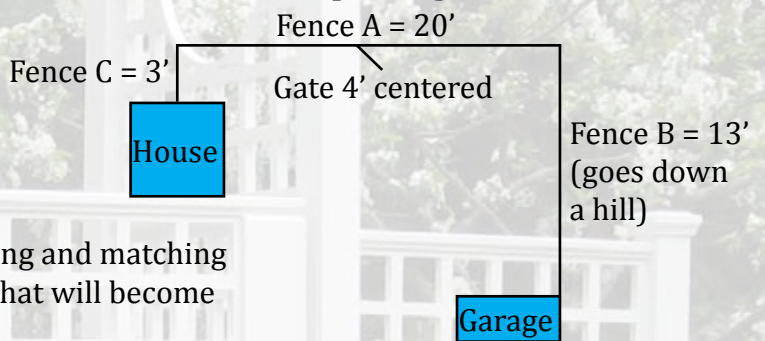
Fence A = 20' (shares corner with B and C)

Fence B = 13' (goes down a hill)

Gate = 4' (centered in A)

Fence C = 3' (ends at house)

A simple diagram



You can create your own arrangement by mixing and matching from the standard sizes or creating a custom design that will become the defining piece of your yard for years to come.

Staining

All BrattleWorks' manufactured products are available stained with Benjamin Moore exterior solid color acrylic stain or just primed with Zinnsser Bulls Eye 1-2-3. There is a staining charge for Brattle Works White, Evergreen, or primed orders. Custom color staining is available, please call for details.

Shipping

Call for shipping details.

All products available in custom sizes, contact us for details!

Contact Us

Phone: (978) 410-5078 **Fax:** (978) 730-8026

Email: project@brattleworks.com (*Project help*)
brattleworks@gmail.com (*Project help*)
bw@brattleworks.com (*General inquiries*)

Website: www.brattleworks.com

~Current Pricing Online~

~ *Fences* ~

There is a variety of fencing options available to create the perfect look and feel for your outdoor space. We hand craft four main fence types: trellis, lattice, solid board, and picket. Each of these types can have customized bases, toppers, gates, posts, and dimensions. Trellis fencing provides a decorative enclosure that allows your yard and landscaping to be displayed. Lattice fencing is a good alternative when more privacy is desired. Solid board with tongue and groove fencing provides total privacy and security. Traditional picket fences create a timeless and classic look.



Solid Board Base with Trellis Circle Topper



Lattice Base with Trellis Circle Topper



Plymouth Picket



Trellis Base with Trellis Topper

~ *Custom Projects* ~

BrattleWorks does custom work! We routinely alter sizes of our standard items and we can also assist you if your project requires a completely custom item. We can start from a photo or rough sketch. Below are a couple examples of our custom projects.



Custom Trellis Gate



Custom Picket Fence with Gate & Columns

Contact us with your design ideas!!!

www.brattleworks.com ~ Phone (978) 410-5078 ~ Fax (978) 730-8026 3

~ Trellis ~

Trellis fencing provides a classic garden look that enhances your landscaping and does not restrict one's view with the open design. BrattleWorks' trellis is produced from 1" square western red cedar, using a half lap joint, stainless steel fasteners, and waterproof glue for fastening the 4" square openings. The fence panels can be cut every 5" to shorten a panel to maintain the design.



Trellis Base with Trellis Topper



Trellis Base with LaFayette Arbor & Trellis Gate



Trellis Half Lap Joinery



Trellis Base with Curved Trellis Topper



Trellis Panels



Trellis Panels



Trellis Base with Trellis Circle Topper



Trellis Base with Curved Trellis Topper



Trellis Panels

~ Lattice ~

BrattleWorks' lattice fence panels are the perfect compromise between open trellis and solid board panels. The lattice creates a greater degree of privacy than trellis, yet still allows for sunlight and air. These panels can be used to screen around a pool, deck, or patio. Lattice panels are laid-on joinery with 5/8" thickness and a 1" square opening. They can be cut every 2" to shorten a panel while maintaining the design. Also, available in diagonal with 2" square opening.



Diagonal Lattice Base with Curved Trellis Topper



Lattice Base & Circle Picket Topper



Lattice Base & Newport Picket Topper



Lattice Base & Circle Trellis Topper



Lattice Base with Trellis Topper



Lattice Base with Curved Trellis Topper



Lattice Base with Circle Trellis Topper & Lattice Gate with Curved Trellis Topper



Lattice Laid-On Joinery



Lattice Base with Trellis Topper

Lattice Base with Trellis Topper and Trellis Reducer & Lattice Gate



~ Solid Board ~

BrattleWorks' solid tongue & groove board panels provide total privacy and security, especially for the perimeter of ones' property. The solid panel is assembled with 7/8" thick tongue & groove boards for optimum strength and rigidity. The "V" design pattern is on 3" centers. Solid board base panels come in several heights and lengths, each of which can be accompanied with a variety of topper panels.



Solid Board Base with Trellis Topper & Solid Board Gate with Curved Trellis Topper



Brattle Works 7/8" Thick Solid Board with Tongue & Groove "V" on 3: Centers



Solid Board Base with Lattice Topper



Model JW200 Post Joist



Solid Board Base & Curved Picket Topper



Solid Board Base & Classic Picket Topper



Solid Board Base & Trellis Topper



Solid Board Base & Circle Picket Topper



Solid Board Base & Lattice Topper



Solid Board Base & Arch Picket Topper



Solid Board Base & Cambridge Picket Topper



Solid Board Base & Arch Trellis Topper



Solid Board Base & Newport Picket Topper

~ Picket Fencing ~

BrattleWorks' traditional picket fencing derives its style from old New England seaport homes in towns such as Salem, Nantucket, Boston, Newport, and Mystic. The picket is 1.375" wide and 1" thick with a gently discerned point and a picket spacing of 2.375". The decorative posts are a major design element in this historic style of picket fencing. BrattleWorks' posts come in four standard sizes: 5", 7", 9" and 11" squares. The hollow posts are sleeved over ground posts and thus remain above ground ensuring a long life and quality appearance. Also, offered is a Forever™ masonry post for mounting picket panels on stone or brick walls.



Classic Picket Radius Panel

Classic Picket with 36" Radius and Standard Posts



Pickets are
1" x 1.375" with
2.375" Panel Opening



Newport Picket with 5" Decorative Sleeved Post



Plymouth Picket



Cambridge Picket




Brookline Picket



Mainline Picket



Classic Picket



5" Fluted Sleved Post



Plymouth Picket



Newport Picket



Goose Neck Picket



Lake Forest Picket

~ Gates ~

BrattleWorks' gates complement arbors, pergolas, and fences. They are designed to swing either in or out, hinged from the left or right. All gates come with hardware, except where noted. BrattleWorks' gates are made of Western Red Cedar. Cedar, cupressaceae, is one of the most naturally decay resistant species of wood. Above ground, cedar will last indefinitely, as long as it is periodically stained, painted, or oiled.



Double Lattice Gate



Solid Board Moon Gate



Double Trellis Gate



Lattice & Circle Trellis Gate



Double Classic Picket Gate



Solid Board & Curved Trellis Gate



Custom Picket Gate



Solid Board & Curved Trellis Gate



Picket Gate Hardware
(Left)

Solid Board, Lattice & Trellis
Gate Hardware
(Right)



Contact us with your design ideas!!!

~ Arbors ~

Decorative arbors are French in origin and derive their name from the French “le arbor”—or tree. Arbors can enhance any space, such as an entrance to a garden, patio area, or home. Lengths can be extended to cover a walkway, and widths can be expanded. An arbor can be a focal point at the end of a vista that invites the viewer to come and see what lies beyond. By design, arbors can be a simple arch over a garden gate, stand-alone, or be flanked by shrubbery, fences, or a wall. Arbors are ideal supports for growing plants, the right vines and flowers on a simple arbor can create a thing of beauty. BrattleWorks has two lines of arbors, LaFayette and Belmont. The LaFayette arbor features an open arch design and key while the Belmont arbor features a solid arch and lower overall height. Both can be customized in length, width, and side panel design.



Extended LaFayette Arbor



Custom LaFayette Arbor



LaFayette Arbor



Custom “Bell” Arbor

Contact us with your design ideas!!!

www.brattleworks.com ~ Phone (978) 410-5078 ~ Fax (978) 730-8026 13

~ LaFayette Arbor ~

The LaFayette arbor can be extended to almost any length using longer stringers and multiple arches. Base and topper panels are available in almost any length up to 71". The LaFayette Arbor can be made wider to facilitate access or cover a large walkway. Wider arbors could enclose a bench or support flower containers as pictured below. The standard arbor models come with an inside width of 42", 52", 62" or 73". BrattleWorks' arbors can be enhanced with single or double wings as shown in Model #80 and #34. Single or double gates are available for most arbor widths.



Model #34



Model #13



Model #19



Model #80



Model #17



Model #30



Model #38



Model #18



Model #12



Model #42



Model #13 with Gate



Garden Arch Entrance



Model #100



Close-up of Arch and Arch Key



~ Belmont Arbor ~

The Belmont Arbor features a traditional solid arch design and is our most popular arbor. It can be left to weather to a silver-gray or periodically oiled to maintain its original look. A natural arbor will blend in with any garden setting and lend support for plant material. The Belmont is an excellent solution when a simple arbor is part of your design, and it is also the easiest to assemble. Stainless steel hardware is included for assembly.

The Belmont Arbor is available in a variety of sizes. These standard inside widths are 42", 52", 62" and 73", with standard depths of either 28" or 38", and an adjustable height of 85" to 92".



Model #70



Model #76



Model #73



Model #75F



Model #75D



Model #75E



Model #75B



Walkway with Trellis Fence and Circle Trellis Topper panels. Reducing wings are constructed out of Privacy Lattice Fence and Trellis Reducer Topper Panels.



Wide Arbor with Trellis Fence and Circle Topper Panels.

~ Treillage ~

BrattleWorks' treillage is designed to decorate a wall or plain fence. The wall mounted components can be grouped into various sizes for almost any space requirements. Vines or flowers can also be grown on the treillage.



Model #83A



Personalized Arrangement of Standard Components



Arched Treillage



Custom Treillage



Custom Treillage



Model #83B



Model #84A



A close-up of typical Wall Treillage Installation. It shows the Treillage set away from the wall with a 1" spacer (provided) and attached to the wall with a screw (stainless steel screws provided).



Treillage on Fence

Contact us with your design ideas!!!

~ Pergolas ~

The word pergola comes from the Italian “progettare” to project. The distinguishing design of a pergola is both its flat roof and large joists that project beyond their supporting posts. Pergolas can range from very simple designs with posts and joists to more elaborate with cross stringers and side panels of trellis, lattice, solid board, or pickets. Often, smaller pergolas are a design alternative to the arbor, while the larger pergolas are used to create shade and a sense of intimacy over a patio, deck, or dining area. BrattleWorks has three designs of pergolas - Sorrento, SantaFe, and Chestnut Hill.

There is no better garden structure than a pergola for growing, training, and pruning plant material because its flat roof is easily accessible from inside. Flower baskets are easily hung and maintained on a pergola stringer.



SantaFe Walkway



Custom SantaFe with Decorative Columns



Custom SantaFe with Decorative Columns



Custom SantaFe Driveway

Contact us with your design ideas!!!

~ Santa Fe Pergola ~

The Santa Fe Pergola is designed to span larger widths - up to 7'. This pergola features 2" x 6" joists crossed with 2" x 3" stringers and comes with standard 5" square columns. A well placed pergola can be an integral part of a garden design. If your design calls for a freestanding structure over a patio, dining area, deck, car park, or bench, the Santa Fe pergola is the solution. Additionally, this pergola can be attached to a house wall to cover a deck or patio. You can choose inside widths between 4' and 7' and use any of the BrattleWorks panels to customize your design.



Custom Model



Model #85B



Model #85A



Model #81A



Model #85J



Model #85K



Model #85D



Model #85



Model #85H



Wall Mounting Bracket



Triple Layer Joist Option

~ Sorrento Pergola ~

The Sorrento Pergola features an open joist construction of double trellis supports and stringers. It has four basic components: joists and stringers (the flat roof), side base panels, side topper panels, and posts. The Sorrento style is ideal for pergolas with an inside width of up to 6'. Mix and match individual components to create your own design.



Model #44



Model #22



Model #41



Model #39



Model #23



Model #29



Sorrento Gate Entrance



The Sorrento Walkway Pergola features an open joist construction of double trellis supports,

~ Posts ~

BrattleWorks offers a wide variety of posts. The standard 3.5" solid square post of western red cedar is used most often in Arbors and Sorrento Pergolas. They are also found in fencing. Larger 4.5" Estate Posts are used when the design requires greater size or strength.

Standard Post & Cap Finial



Forever™ Ground Post (Post, Pipe, Cap & Finial)

These posts are 3.5" & 4.5" Sq. and fitted with 25" or 34" of steel pipe which can be set in concrete. This type of post is suggested when ground conditions are too wet for a standard post. These post will last a lifetime.



Forever™ Masonry Post (Post, Bracket, Cap & Finial)

Placing a fence on top of a stone, brick or concrete wall is no problem with the Forever™ masonry post. The post is fitted with a bracket which is bolted onto the masonry surface.



Pergola Caps

These caps are designed to receive and secure the pergola joist to the top of the decorative column.



Estate Post & Cap



22° Wedge

Post Wedges for Fence Jog

Posts wedges are used when a jog is designed into a fence plan or an obstruction, such as a tree, needs to be avoided. They are attached to the post and come in either 22° or 45°.



45° Wedge

Decorative Sleeved Posts & Cap for Picket Panels, Entrances & Pergolas

Decorative sleeved posts (5", 7", 9" & 11" Sq.) and decorative columns (5" & 7" Sq.) are used with picket panels and Santa Fe pergolas. A ground post is installed or secured to a deck or masonry surface and the decorative post is sleeved over the ground post. Decorative posts are also available.



Sleeved Posts & Decorative Column Installation

Typical installation will consist of sinking a 4" x 4" ground post below ground (check your local regulations) and leaving 2' above ground. The sleeved post is slid over the ground post and secured with the provided screws.



~ Planters ~

BrattleWorks' planters can be used alone or in conjunction with a trellis, lattice back, or obelisk. Planter combinations with trellis or lattice backs can be used for a patio or deck screen.



V400 with Two V105



V410



Model #200



V500 on Ends with Custom Wide Planters & Storage Box in Center



V159 Garden Obelisk



Planter Box Liner with Drainage Holes



VA109 Planter Obelisk



V600 with V206 Back



V600 with V205 Back



V460



V405



V420



V415



V440

~ Custom Planters & Mini Fences ~

BrattleWorks' can make your ideas a reality. All we need is a picture, your design or a sketch to give us a starting point.



Custom Mini Fence



Custom Solid Board Storage Box



Custom Mini Planter Boxes



Custom Final V400



Custom Large Boxes



V700



Custom Swan Planter

Brattle Works™

Contact Us

Phone: (978) 410-5078 **Fax:** (978) 730-8026

Email: project@brattleworks.com (*Project help*)
brattleworks@gmail.com (*Project help*)
bw@brattleworks.com (*General inquiries*)

Website: www.brattleworks.com


Garden Furnishings
Fences ~ Gates ~ Planters
Trellage ~ Arbors ~ Pergolas



From:
BrattleWorks Co. Inc
134 Chelsea Street
Gardner MA, 01440

To:
Current Resident or

PRSR STD
U.S. POSTAGE PAID
GARDNER MA
PERMIT NO. 363



~Current Pricing Online~